

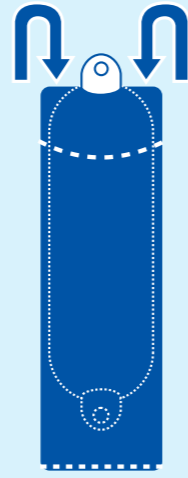
Fitting Instructions



STEP 1.

Cut a piece of fender sock to the total length of the fender including the eye.

Allow more overlap for large diameter fenders.



STEP 2.

Slip the cut piece over the fender and turn the top inwards, **UNTIL IT RESTS ON THE FLAT PART OF THE FENDER**

(In effect forming a double layer of material at the end)



STEP 3.


Make a small hole in the outer layer. Work the nylon lacing tie through the hole, between the two layers round the base of the eye.

NB. Do not use scissors to make a hole, use PROBE provided to separate the weave.



STEP 4.

Slowly pull the lock tie tight to the base of the eye, adjusting the folds as you tighten, and cut off any excess lace.



STEP 5.


Reverse the fender and carry out the same procedure as No 2,3 & 4 ensuring that both ends are securely locked at the base of each eye, and that the Fender Sock fits snugly.



STEP 6.

Alternatively you may wish to form a hem at both ends of the fender sock, in order to introduce an elastic fitting.

Fitting Instructions



STEP 1. (Shoulder Fenders only)

Use the same method as shown (LEFT), except that the tightening of the lacing tie should be where the fender rope goes through the eye of the fender. This has the added advantage of extra security if the fender rope is only knotted and not spliced.

STEP 1. (Ball Fenders only)

In order to secure the sock at the base of a ball fender, where there is no eye, it is necessary to firstly cut a piece of material from the roll after ensuring the length is sufficient.

STEP 2.

Bunch one end of material and secure it tightly with a lacing tie.

STEP 3.

Turn the tube inside out, so the bunched end is inside, and slip the tube over the fender.


STEP 4.

Secure the eye end of the fender as shown overleaf or above.



Please tear off and give to a friend... Thank you.

Fender Sock Kits



5 metre roll of strong POLYESTER fabric tubing with lacing ties and fitting instruction. One roll is normally sufficient to cover 5/6 fenders.

Regular size :

To fit fenders of 5" to 7" diameter (13cm to 18cm)

Large size :

To fit fenders of 7" to 14" diameter plus (18cm to 36cm plus)



Guard Rail Covers

Can be used on cockpit and sun rail guard tubes as well as safety rail with dodgers. They are easy to fit, soft, comfortable and quick drying.

Made from the same resilient material as our fender sock kits, covering a tubing of closed cell foam.

Supplied in 1 metre lengths

Safety Wire Covers

Our safety wire covers are, easy to fit, soft, comfortable and quick drying. Allow crew to sit or lean on safety wires comfortably.

Made from the same resilient material as our fender sock kits, covering a tubing of closed cell foam.


Supplied in 1 metre lengths



"We have used fender sock kits from Fender Socks (as advertised in Practical Boats Owner) for some time, however this year we found a new use for the stretchy tubular material -winch covers... Just stretch the material over the winch and fold back to give a double thickness, allow a little extra for sewing and then cut to length. Now sew the cut ends onto a circle of weatherproof material, turn inside out and you have the cover.

The double thickness of material is dense enough to protect against UV light on the plastic self-tailing parts of the winch (which is important in the Med) and the waterproof disc stops water and dust getting in. This material dries quickly, so the winch isn't draped in a damp cloth, and we even leave them on all winter with a line tied around the waist for extra security."

Above article seen in Practical Boat Owner, written by Barry Salt



Suppliers to:
Mechanical
Electrical
Engineering
Glassware and
Leisure Industries

Fender Socks


If undelivered return to:
48, Caverswall Road
Blythe Bridge
Stoke-on-Trent
ST119BG
United Kingdom

Deliver To :

email : sales@fender-socks.co.uk www.fender-socks.co.uk Tel / Fax : 01782 393943

Please tear off and give to a friend... Thank you.

Fender Sock Kits



Available in the following colours :

Navy Blue, French Blue, Royal Blue, Black, Green, Claret, Red, Brown.

Our fender sock kits :

- Protect and smarten your boat.
- Help to protect the hull of your boat.
- Help to protect your fenders from UV light.
- Helps eliminate fender squeak.
- Are simple to fit and Marine tested.

Secure on-line ordering available

Whether you are the proud owner of a Yacht, Motor Cruiser or other sailing vessel, protect and smarten your boat using our tested and proven Fender Sock Kits.

If you would like any more information please contact us :

Fender Socks, 48, Caverswall Road, Blythe Bridge, Stoke-on-Trent, ST119BG, United Kingdom
Tel / Fax : 01782 393943
Email : sales@fender-socks.co.uk
www.fender-socks.co.uk

